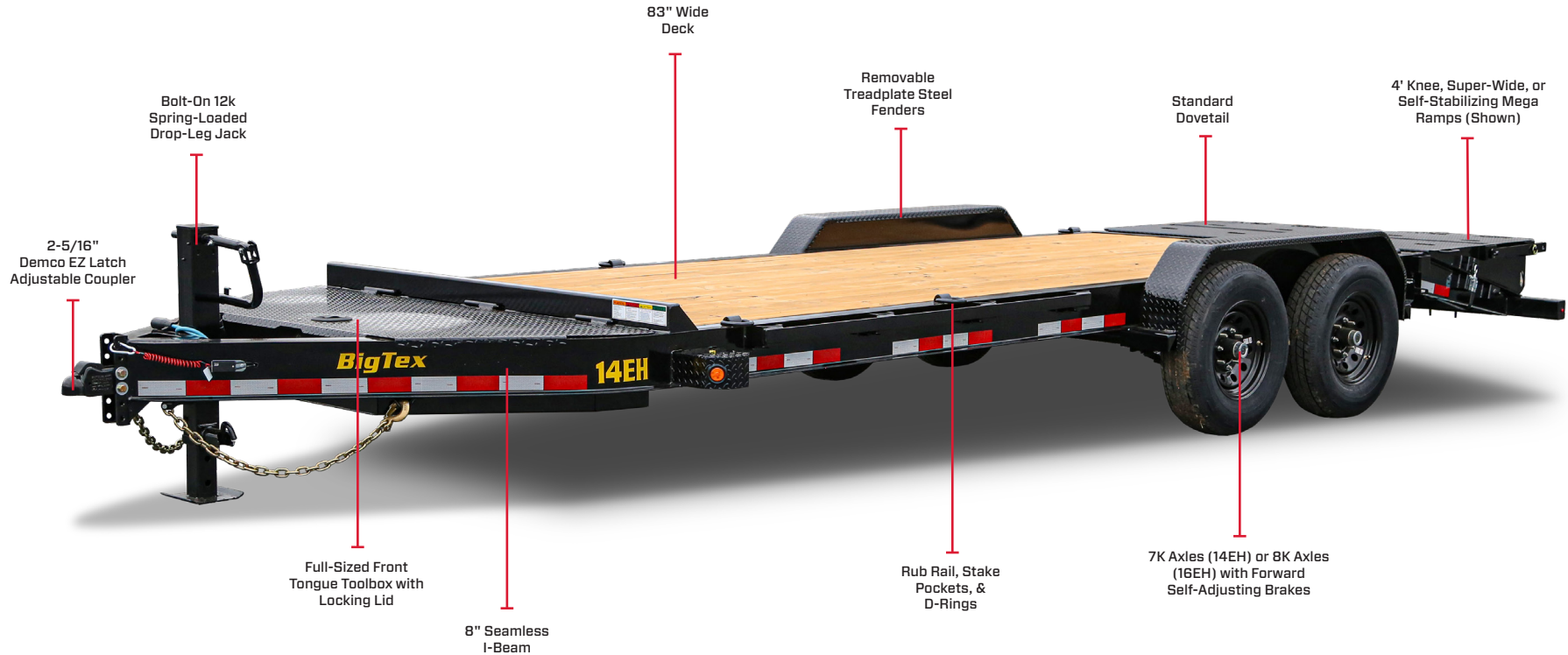


14EH/16EH

HEAVY-DUTY TANDEM AXLE SEAMLESS I-BEAM EQUIPMENT TRAILER


BigTex
TRAILERS™

- GVWR: 15,400 - 19,200#
- EMPTY WEIGHT: 2,640 - 3,892#
- AVAILABLE LENGTHS: 16' - 24' (GOOSENECK AVAILABLE IN 20', 22', 24')
- AXLES: 2 X 7,000# (14EH) OR 2 X 8,000# (16EH)
- BED WIDTH: 83" Wide
- COUPLER: Bumper Pull, Pintle or Gooseneck



MEGA-SIZED TOOLBOX

Benefit from our Full-Sized Front Tongue Toolbox, offering spare tire storage and ample space for all your tie-down gear, ensuring you have everything you need for a hassle-free hauling experience.




ADAPTABLE LOAD SECURITY

Our Full-Length Rub Rail, D-Rings, and Stake Pockets deliver unmatched flexibility for securing various load types, ensuring a safe and stable transportation experience for all your cargo needs.



OPTIONAL SELF-STABILIZING MEGA RAMP

Discover the future of equipment transportation with our Self-Stabilizing Mega Ramps, combining cutting-edge technology and superior design for unparalleled loading and unloading efficiency.



CUSTOMIZABLE RAMP SOLUTIONS

Select from our optional Super Wide or Slide-In Ramps for a tailored ramp package. Experience a flexible, convenient system that meets your equipment needs.