








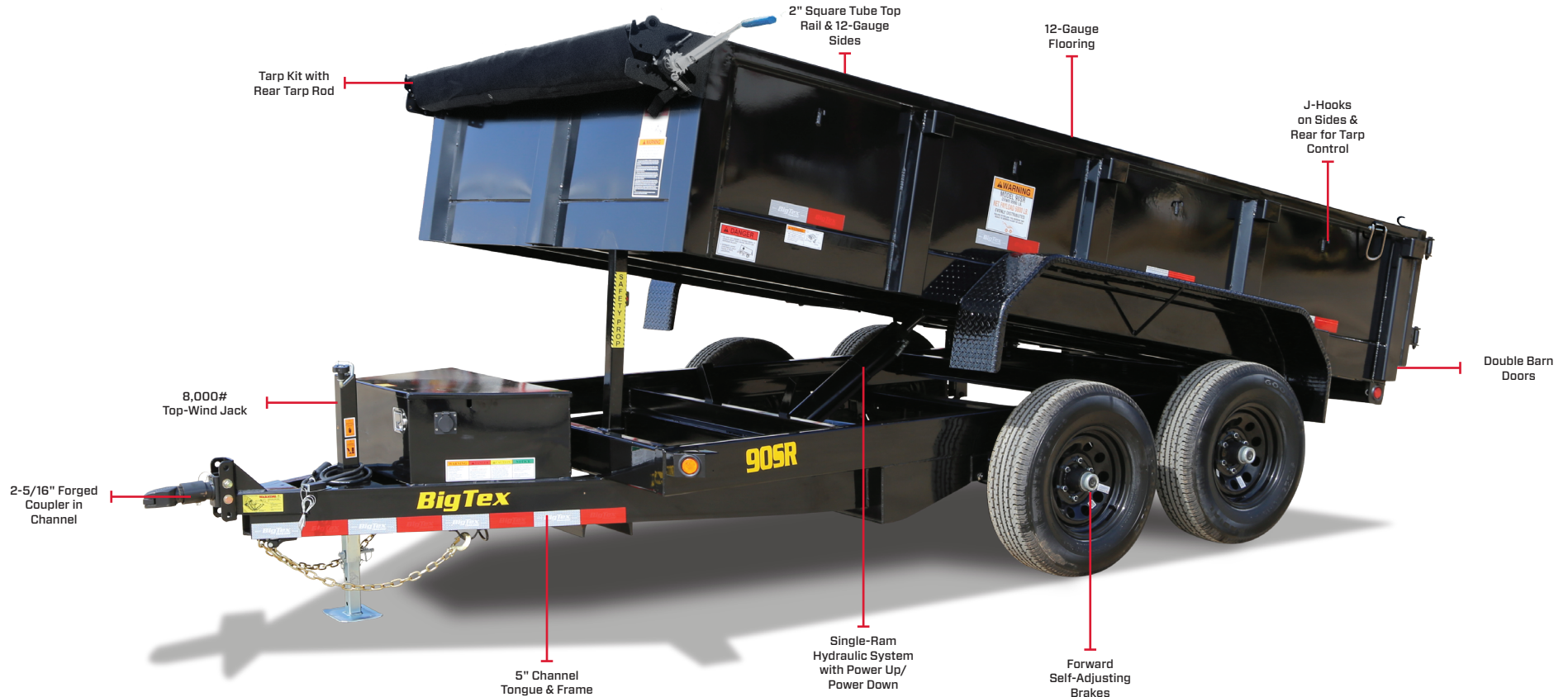


90SR | TANDEM AXLE SINGLE RAM DUMP TRAILER

BigTex
TRAILERS™

-  GVWR: 9,990#
-  LOAD CAPACITY: 7,240# (10') - 7,060# (12')
-  AVAILABLE LENGTHS: 10', 12'
-  BED WIDTH: 72" wide
-  COUPLER: Bumper Pull
-  DUMP ANGLE: 43°
-  CARGO CAPACITY: 3.6 yd³ (10') - 4.3 yd³ (12')
-  AXLES: Tandem (2 x 5,200#)
-  DUMP SIDE HEIGHT: 20"
-  DECK HEIGHT: 31"





SECURE LOCKABLE BATTERY BOX

Safeguard your pump and battery system from damage and theft with our lockable battery box, designed to provide reliable protection while maintaining easy access when needed.



STRENGTH & VERSATILITY

The 90SR is equipped with a 2" square tubing structural top rail for added strength and stakepockets along the sides for added cargo control and to support aftermarket side extensions.



OPTIONAL RAMP PACKAGE

The 90SR is standard equipped with double rear doors and (4) D-rings to secure cargo. Add the optional 7' rear slide-in ramps and the 90SR is perfect for hauling small equipment.



EFFORTLESS MAINTENANCE

Our forward self-adjusting brakes make brake maintenance a breeze. The system automatically adjusts the brake shoes as they wear down, eliminating the need for manual adjustments.